




INVERTER BASED MMA/TIG OUTFIT



INTIG I series machines are IGBT inverter based arc welding power source with soft switching technology. They are widely used for manual metal arc welding with acid and basic electrodes for TIG welding of various metals except Al & Mg Alloy.

Features

- ❑ Advanced Soft Switching inverter technology & high frequency
- ❑ Digital display of current with precise preset function.
- ❑ High power factor
- ❑ High switching frequency , hence low volume & weight
- ❑ Adjustable arc force in MMA
- ❑ Built in high frequency
- ❑ 2/4 track function in TIG
- ❑ Adjustable Down slope function in TIG
- ❑ Can be used with extended welding cable in MMA








Basic Outfits

- Power Source
- Water cooling system
- TIG torch 4 mtr or 8 mtr (WP-18 / WC-400)
- Argon Regulator with Flow meter
- Trolley
- 2 mtr earthing cable with clamp
- Starter kit



Model	Input Power (KVA)	Current range	Duty cycle	Weight (Kg)			
INTIG - 400 I Power Source	18.4	20 ~ 400	60%	43			
INTIG - 630 I Power Source	35	30 ~ 630	100%	55			
Input Supply - 380-440 V 3-Phase 50Hz Supply							
Open Circuit voltage - 75 ~85 Volts							
Insulation Grade - H							
Efficiency at full load (%) - 89							
Power Factor - 0.9							
Ambient Temperature – 40°C							
Model	Input Supply	Water Tank Material	Tank capacity	Type of pump	Pump Capacity	Cooling fan	Radiator Type & Size
WCS-400 (Water circulation system)	230 Volts Single Phase 50 Hz Supply	PVC	24 ltr	Spec. designed Brass Centrifugal Pump for longer life & non corrosion	0.125 HP	High speed	255x230 mm with three row copper Pipes.

* Specifications are subject to change without notice

	Description		Part No.	Price
	200 amps Gas cooled TIG Torch	4 Meters service line	SACC00044	3570
		8 Meters service line	SACC00045	4965
	200 Amps Water cooled TIG Torch	4 Meters service line	SACC00051	4305
		8 Meters service line	SACC00052	5565
	400 amps Gas cooled TIG Torch	4 Meters service line	SACC00052	4410
		8 Meters service line	SACC00052	5935
	Collet	1.6 mm	STC00071	53
		2.4 mm	STC00080	53
		3.0 mm	STC00087	53
		4.0 mm	STC00096	53
	Long Back Cap		STC00264	89
	Short Back cap		STC00343	53
	Tungsten Welding Electrode	1.6, 2.4 ,3.0 , 4.0		



TIG TORCH MODEL WC 400 (Water cooled) : GC200 (Gas cooled)



Ceramic standard Nozzle

	Φ A	L	PART NO	PART CODE	MOQ	PRICE / PCS
	6	30	STC00037	WG2410630	10	68
	8	30	STC	WG2410830	10	68
	10	30	STC	WG2411030	10	68
	12	30	STC	WG2411230	10	68
	15	30	STC	WG2411530	10	68
	6	40		WG2410640	10	68
	8	40		WG2410840	10	68
	10	40		WG2411040	10	68
	12	40		WG2411240	10	68
	15	40		WG2411540	10	68
	4	50		WG2410450	10	
	4	60		WG2410460	10	
	6	50		WG2410650	10	
	8	50		WG2410850	10	
	10	50		WG2411050	10	
	4	90		WG2410490	10	
	4	89		WG2410689	10	
	6	90		WG2410690	10	
	8	90		WG2410890	10	
	10	90		WG2411090	10	



Ceramic Lens Nozzle

	Φ A	L	PART NO	PART CODE	MOQ	PRICE / PCS
	6	35	STC00037	WG2410635	10	
	8		STC	WG2410835	10	
	10		STC	WG2411035	10	
	12		STC	WG2411235	10	
	15		STC	WG2411535	10	
	19		STC	WG2411935	10	
	6	58		WG2460658	10	
	8	70		WG2460870	10	
	10	70		WG2461070	10	
	12	70		WG2461270	10	
	15	70		WG2461570	10	
			Washer	Large Dia Washer	Gasket	

Gas lens

	SIZE (mm)	PART NO	PART CODE	MOQ	PRICE / PCS
	1.6		WG2400115	5	
	2.4		WG2400125	5	
	3.0		WG2400130	5	
	4.0		WG2400140	5	
	5.0		WG2400150	5	
	2.4		WG2400225		
	3.0		WG2400235		
	4.0		WG2400245		
	5.0		WG2400255		

* Specifications are subject to change without notice